

Prontoforms™ Overview

PRONTOFORMS MOBILE CLIENT




Mobile Data Collection and Field Services Management in under 10 minutes.


You can use Pronto to increase the effectiveness of your field staff as well automating the input of data they deliver. Dispatch your mobile workforce. Give them the latest customer, product, pricing and part number information without the requirement to come in to the office

	Standard	Custom Add-ons using our Connected Services Framework
Devices Supported	Pronto supports all Blackberry's with OS 4.1 or higher, Windows Mobile 5 and 6, and all iPhones	
Easy To Use Form Controls	These controls include <ul style="list-style-type: none"> • Text Boxes • Radio Buttons • Signature Capture • Photo Capture • Indexing • Attachments 	Customized functions can be added, like barcode scanning, printing, calculations, etc
Geo-Stamping	Geo-Stamping lets you know where and when a Pronto form was completed	
Security	Device to server communication uses http or https, as required by your business	Client and Server encryption is available
Deployment	Easily deployed hosted service with simple device provisioning	Your on-premise server can be used with the Portal, or instead of the Portal
Communications	Pronto has off-line and on-line capabilities. All device communications are TCP based. There is no requirement for a RIM BES or BIS	




PRONTOFORMS SOFTWARE AS A SERVICE PORTAL



Enable Index Page Validate answers on return to Index Page [What is Index Page?](#) 

Delete attached/captured files from device when data sent to server



My Pages [What are Form Controls?](#) 




Add Page [Show All Pages](#)

(Page 1) - Store Detail    



Label	Type	Skip Logic	Required	Command
Account	lookup	false	true	   







[↑ Top](#) [Add Form Control](#)

(Page 2) - Store Detail    

Label	Type	Skip Logic	Required	Command
Location	lookup	false	true	   

[↑ Top](#) [Add Form Control](#)

(Page 3) - Store Detail    

Label	Type	Skip Logic	Required	Command
Store Number	textbox	false	true	   
Store Address	textbox	false	true	   
Rep Name	lookup	false	true	   
Visit Date	date	false	true	   

	Standard	Custom Add-ons using our Connected Services Framework
	<p>“Cloud” based Pronto Portal us used for creating or managing users, teams, team members, projects, the data collected, as well as the Pronto forms used. The Portal also provides you with Dashboard reports</p>	<p>You can integrate the Pronto Portal with your servers. fax machines, Bluetooth printers, email etc</p>
Data Exchange	<p>HTML and CSV on the Portal, and an emailed pdf</p>	<p>Back Office integration for CSV, HTML, PDF,XML, and other popular formats</p>
Pronto Portal’s Form Builder	<p>Use our Portal to access the Form Builder to edit, update or create forms using excel/csv</p>	<p>Full customization is available for Windows Mobile and NT/Vista tablets</p>
Smart Routing	<p>Routing can be established using the Pronto Portal</p>	<p>Advanced Policy driven rules engine</p>
Hyper fine control using Look-up tables	<p>Upload look-up tables in CSV format so that users have forms with the latest customer information, visit schedules, parts numbers, pricing, etc.</p>	<p>Add automatic updates from your Back-Office Systems to each mobile device</p>
Dispatching	<p>Use look-up tables to dispatch your mobile workforce</p>	<p>Advanced integrated dispatch</p>